

Friends and Family Test Results

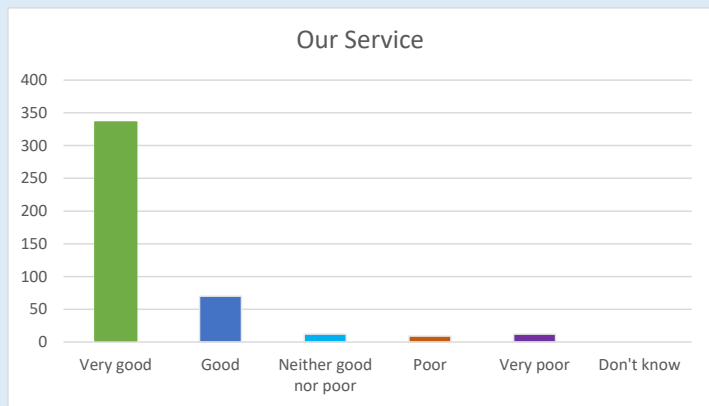
Nov 2023

1. Our Service

Overall how was your experience of our service?

Very good	334
Good	70
Neither good nor poor	12
Poor	9
Very poor	12
Don't know	0

Total 437



2. Your Comments

Please can you tell us why you gave your answer?

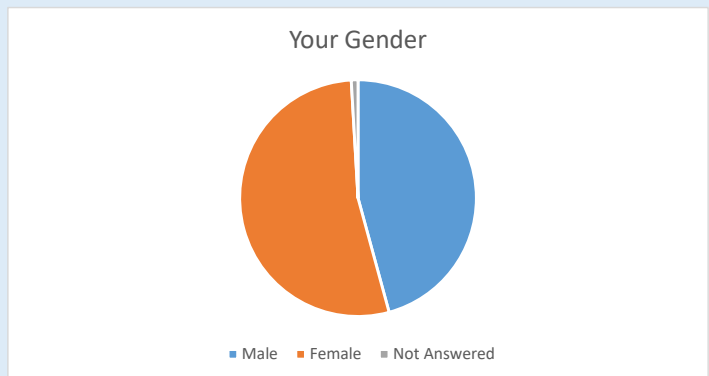
Please tell us about anything that we could have done better



3. Your Gender

Male	200
Female	233
Not Answered	4

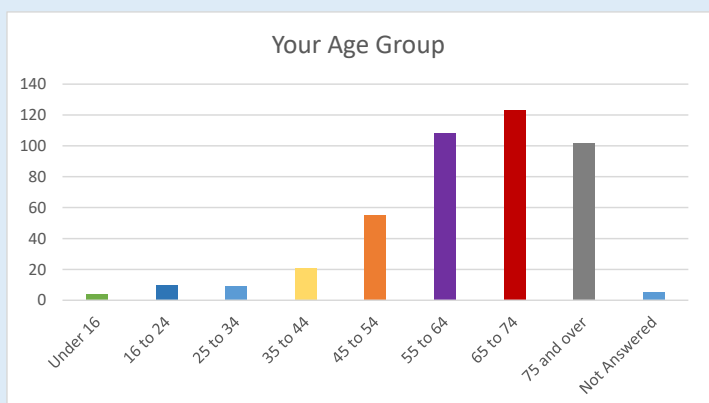
Total 437



4. Your Age Group

Under 16	4
16 to 24	10
25 to 34	9
35 to 44	21
45 to 54	55
55 to 64	108
65 to 74	123
75 and over	102
Not Answered	5

Total 437



5. Your Ethnicity

White British	419
White Other European	4
Black, Black/British	4
Chinese, Chinese/British	0
Not Answered	10
Total	437



6. Your Employment Status

Full Time Employment	109
Part Time Employment	53
Not Employed	36
Retired	235
Not Answered	4
Total	437



7. Your Preference

We may Publish	302
We may not publish	135
Total	437

